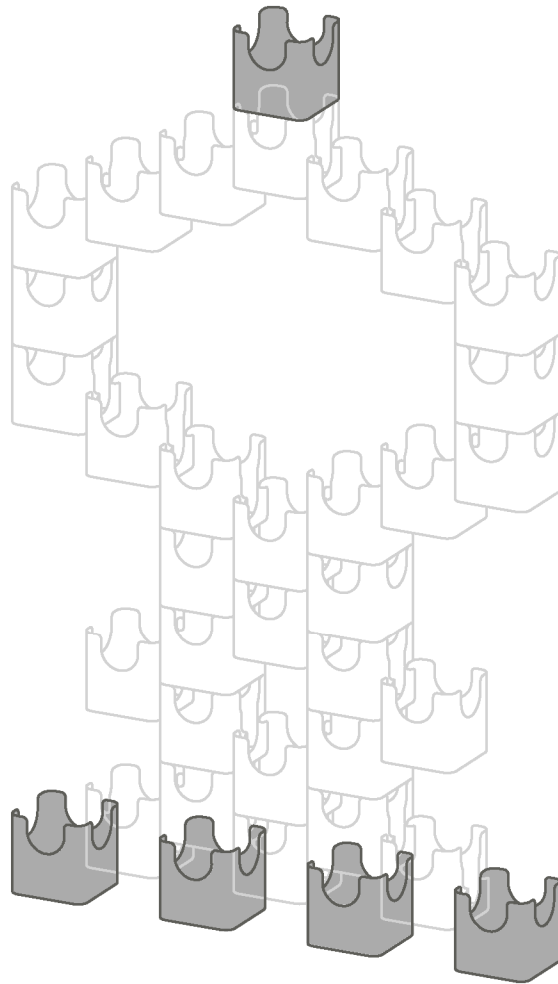


Q50/PLAN 03



STEP 36

STEP 1-4

NOTES

Blank lined area for notes.

DIFFICULTY



THE CUBES



9



18



9

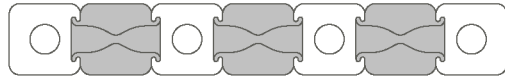
Q50/PLAN 03

PAGE 1 OF 2

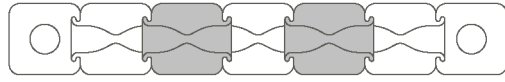
Q-BA-MAZE™



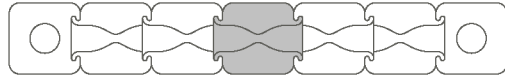
STEP 1-4



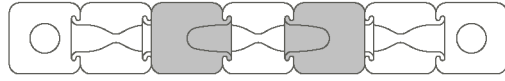
STEP 5-7



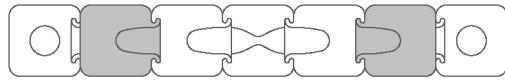
STEP 8 & 9



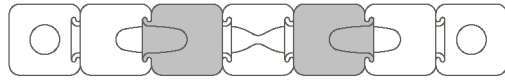
STEP 10



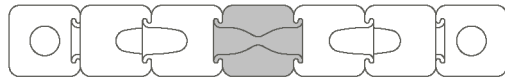
STEP 11 & 12



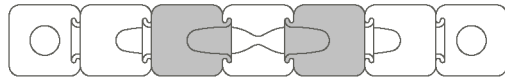
STEP 13 & 14



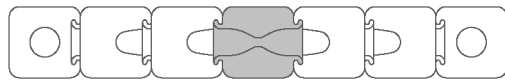
STEP 15 & 16



STEP 17



STEP 18 & 19



STEP 20

NOTES

Blank lined area for taking notes.

DIFFICULTY



THE CUBES



9



18

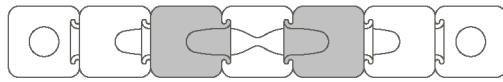


9

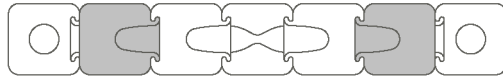
Q50/PLAN 03

PAGE 2 of 2

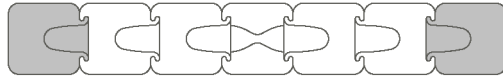
Q-BAMAZE™



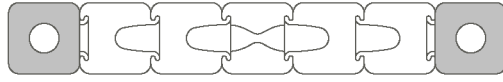
STEP 21 & 22



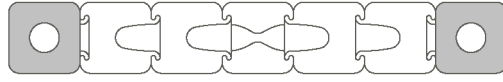
STEP 23 & 24



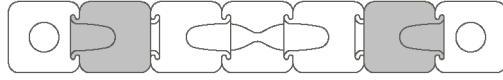
STEP 25 & 26



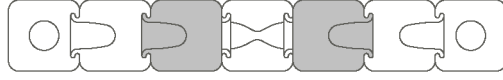
STEP 27 & 28



STEP 29 & 30



STEP 31 & 32



STEP 33 & 34



STEP 35



STEP 36

NOTES

Blank lined area for notes.

DIFFICULTY



THE CUBES



9



18



9

Q50/PLAN 03

PAGE 3 OF 3

Q·BA·MAZE™